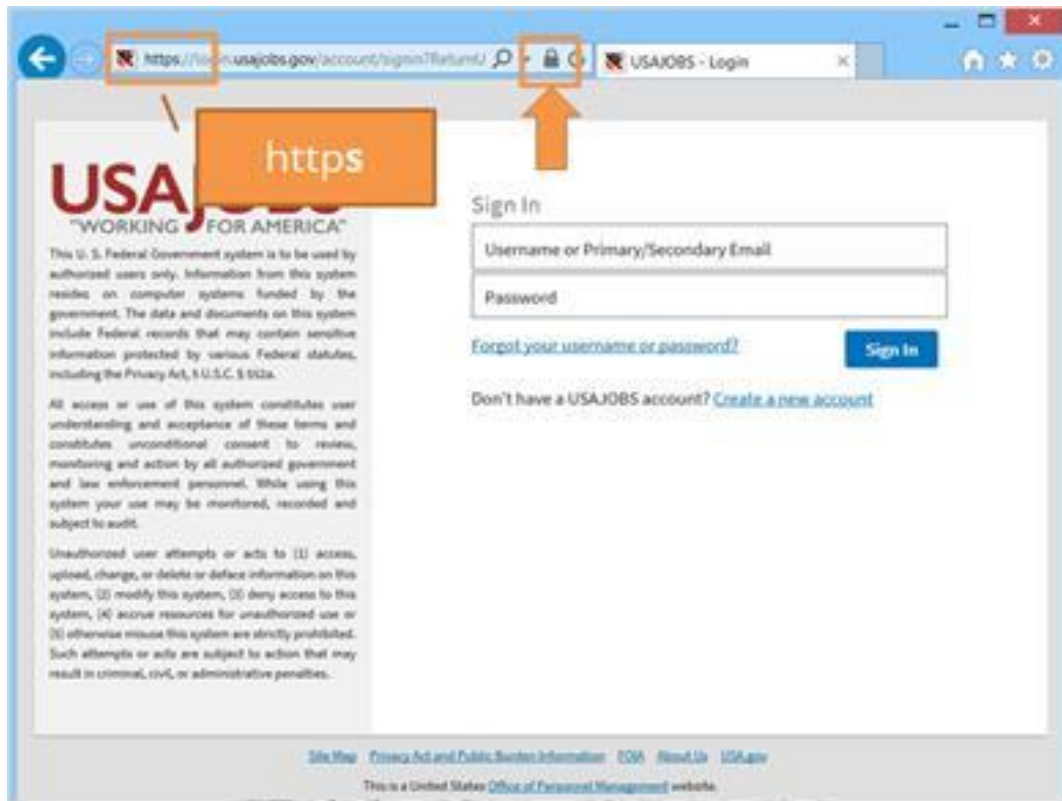


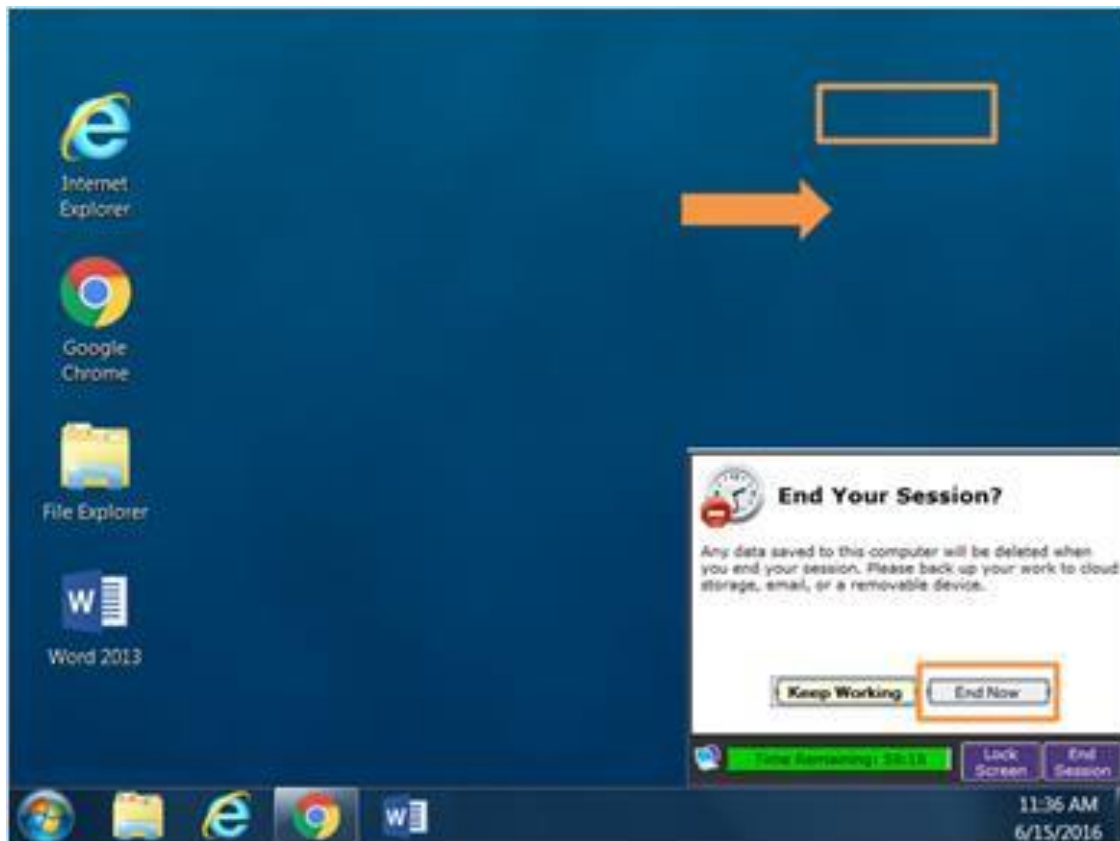
Keeping Accounts Secure



It's important to keep your account secure on any website. If one of your accounts is compromised it could be used to send spam, make purchases, or increase your security risks online. If someone gains access to your email account it could potentially be used to access other accounts as well. In this lesson, we'll learn how to keep the logins and passwords for your account secure.



First check that the website is secure before logging in. On the login page, look at the address bar at the top the website. The address should start **with a HTTPS**. You'll also see a padlock. If the padlock is not there the website is not fully protecting your password information. Use a different website as possible.



If you're using a shared computer remember to log out or sign out if your account after are you are done. This is usually done by clicking the link or button in the top right corner of the website. If you're using a library computer you will also want to log out of your session on the public computer when you're done.



One of the most important things you can do to keep your account secure is to choose a strong password or one that is hard to guess. What makes a strong password? You can make the passwords longer include lowercase letters, numbers, and symbols. **Don't include common words or personal information** like your address or name.

Also it's a good idea to change your password occasionally, and don't use the same password on every website. If you think your computer has had a virus or one of your accounts was broken into you should choose a new password.

Which of these passwords is the most secure?

51MapleStreet

blues123

Miguelherrera90!

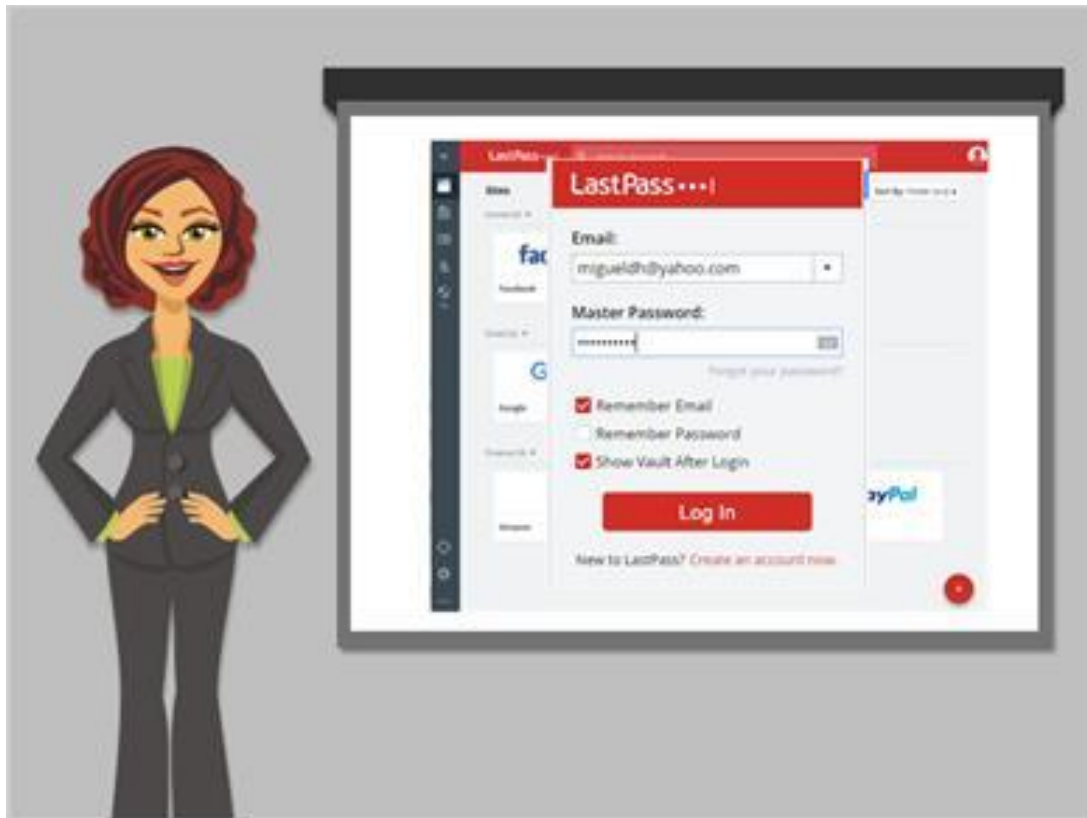
PiedPiper#23

Submit

Which of these passwords is the most secure?

1. 51MapleStreet
2. blues123
3. Miguelheurrera90!
4. PiedPiper#23

The correct answer is PiedPiper#23.



If you've use the Internet for very long you may accumulate many different accounts on many different websites. Your usernames and passwords may be different on each site so it can be a challenge to remember them. There are several options for keeping track of your passwords. You could choose to write them down in a notebook. If you do this, make sure to store the notebook in a safe and secure place. You may also choose to use a secure password management app or program that can help keep track of passwords. These programs are usually unlocked with a single master password and then display a list of all your passwords.



Now that we've seen how to create accounts and keep them secure, you can try creating your own usernames and passwords on the websites that you use.