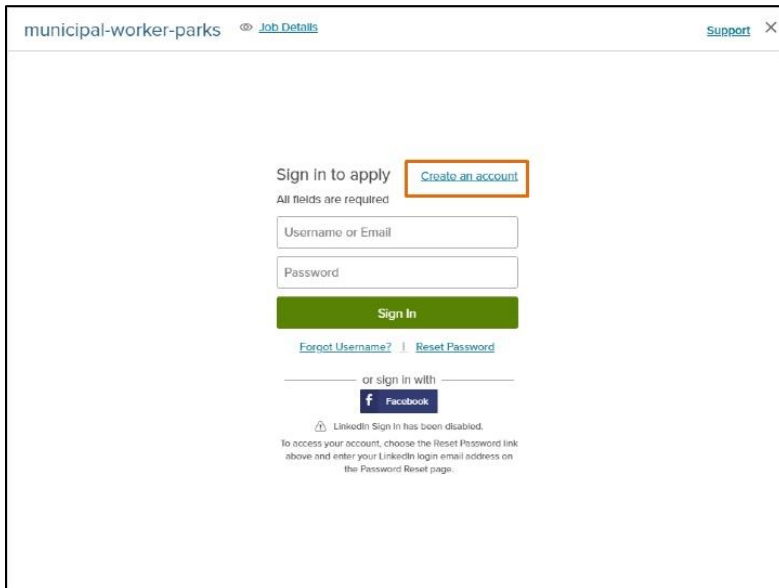
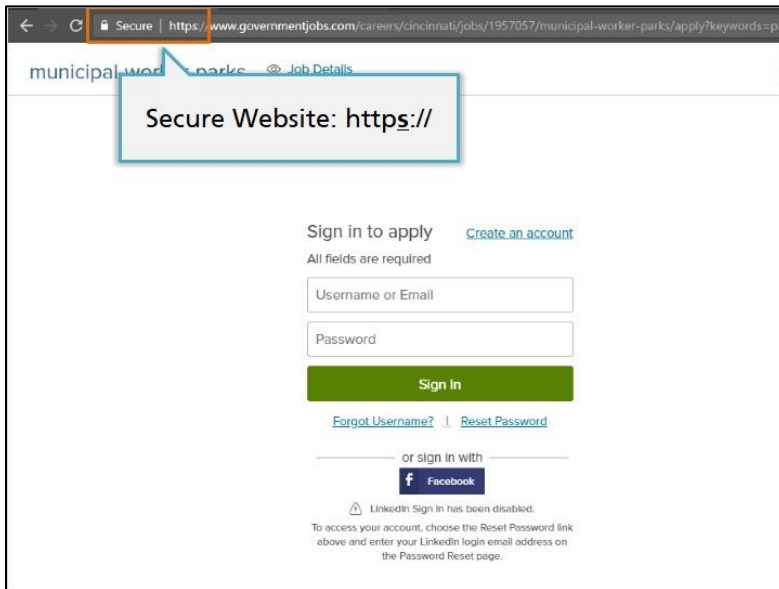


Creating an Account



The screenshot shows a web browser window with the address bar displaying 'municipal-worker-parks' and a 'Support' link. The main content area features a sign-in form. At the top of the form, it says 'Sign in to apply' followed by a button labeled 'Create an account' which is highlighted with a red box. Below this, it states 'All fields are required'. There are two input fields: 'Username or Email' and 'Password'. A green 'Sign In' button is positioned below the fields. Underneath the 'Sign In' button are two links: 'Forgot Username?' and 'Reset Password'. Below these links is a section for social login with the text 'or sign in with' and a Facebook icon. At the bottom, there is a warning: 'LinkedIn Sign In has been disabled. To access your account, choose the Reset Password link above and enter your LinkedIn login email address on the Password Reset page.'

Jack visits the employer's website, which contains the job listing. When he clicks the Apply button, he can either login or create an account. Creating an account will allow him to save his progress and view his application status later on. It might even allow him to reuse his application in the future so he can quickly apply to other jobs.



Some sites require people to create an account before applying for a job, while other sites make this optional. If you have the option, it is a good idea to create an account when you apply for a job, as long as the website is secure.

A few sites will not allow you to create an account or save your progress. In these cases, you will need to complete your entire application before you walk away from the computer, or before your session time on the computer runs out at the library.

municipal-worker-parks [Job Details](#) [Support](#) X

Tab → | ←

Create a new account [Sign In](#)

All fields are required

jackwilson2018@gmail.com ✓

jwilson2018 ✓

..... ✓

.....

Must be at least 8 characters in length and contain upper and lower case letters, numbers and symbols

Create

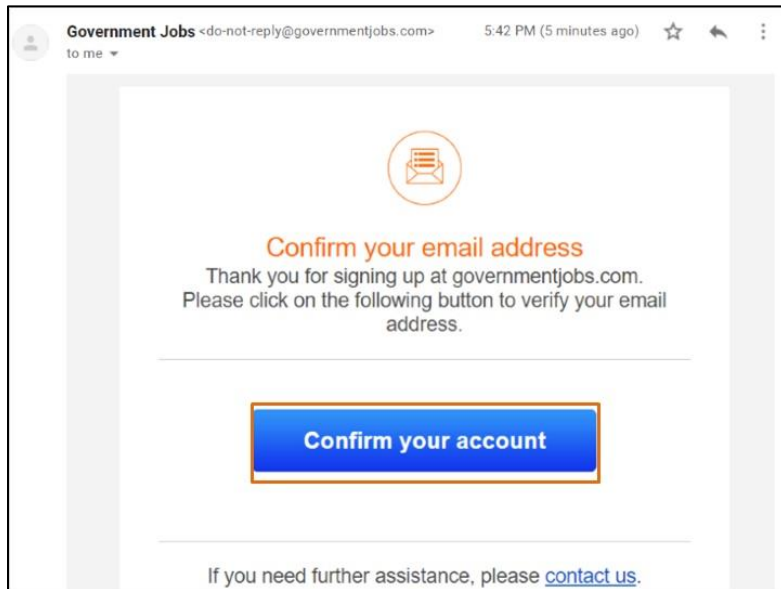
or create with

Facebook

⚠️ LinkedIn Sign In has been disabled.

To access your account, choose the Reset Password link above and enter your LinkedIn login email address on the Password Reset page.

Jack has never applied for a job on this site, so he needs to create a new account. He begins by entering his email address, and then creates a username and password. In this form, Jack can move between fields by pressing the TAB key on his keyboard.



When Jack is finished entering his information, he clicks Create. Some websites will send a confirmation email at this point, to check that your email address is working. Then you would open the email and click on a link to confirm your account before you can begin the application.